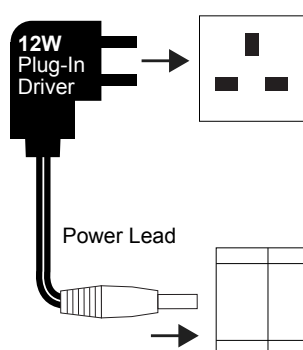
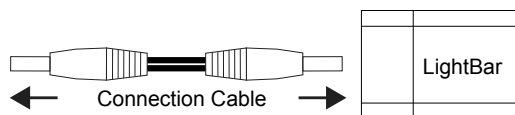


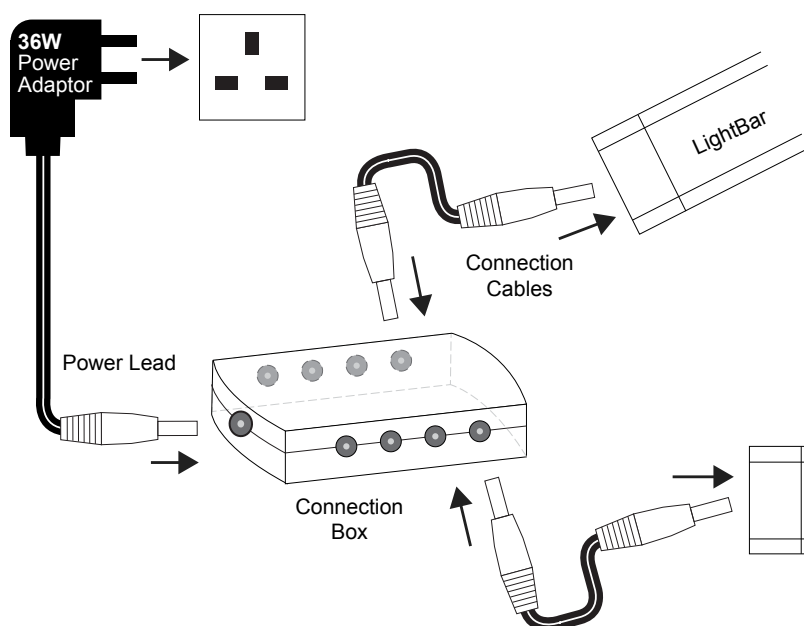
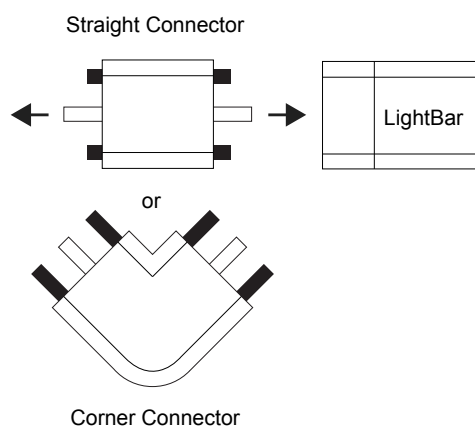
1. Daisy Chain Method

- Plug LightBar into mains socket using 12W Plug-In Driver (seperate order)
- Connect LightBars together using Connection Cable (seperate order)
- Connect up to 4 x 300mm LightBars on one Plug-In Driver.
(Speak to one of our technical team to find out how to power additional LightBars)



2. Connector Method

- Plug LightBar into mains socket using 12W Plug-In Driver (seperate order)
- Connect LightBars together using Straight or Corner Connectors (seperate order)
- Connect up to 4 x 300mm LightBars on one Plug-In Driver.
(Speak to one of our technical team to find out how to power additional LightBars)



3. Adaptor Method

- Plug LightBar into mains socket using Power Adaptor (seperate order)
- Connect LightBars together using 8-Way Connection Box and Connection Cables (seperate orders)
- Connect up to 8 x 300mm LightBars on one Power Adaptor.
(Speak to one of our technical team to find out how to power additional LightBars)